

# CREATIVE SOLUTIONS

## FLAIR FRANS

---

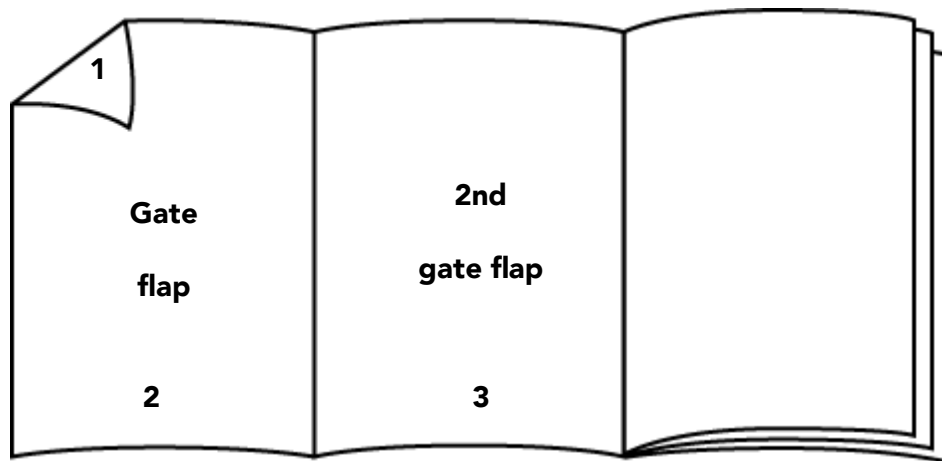
<b>GATEFOLD .....</b>	<b>3</b>
<b>SUPERGATEFOLD .....</b>	<b>4</b>
<b>DOUBLE GATEFOLD .....</b>	<b>5</b>
<b>INSERT - 2p tot 40p.....</b>	<b>6</b>
<b>INSERT – 6p.....</b>	<b>7</b>
<b>LOOSE INSERT .....</b>	<b>7</b>
<b>GLUEING PRINTED MATTERS.....</b>	<b>9</b>
<b>POP-UP.....</b>	<b>9</b>
<b>GLUEING SACHETS.....</b>	<b>10</b>
<b>SECOND CENTRAL INSERT.....</b>	<b>12</b>
<b>INSERTS, SACHETS/SAMPLES OR OTHER TO BE PROCESSED LOOSE AND ONLY FOR THE PART ‘SUBSCRIBERS’ .....</b>	<b>12</b>

## GATEFOLD

### THE FOLLOWING CONDITIONS APPLY TO ALL GATEFOLDS:

Reservations:	As early as possible and at least 9 weeks prior to publication. The dates will be determined by mutual agreement.
Price:	On request
Cancellations:	Cancellation of an assignment will not be accepted..
Submission of the material:	4 weeks prior to publication

### INTERNAL OR EXTERNAL GATEFOLD



#### Composition internal gatefold:

2nd gate flap page + gate flap folio, folded inwards

#### Net size of the pages for an internal gatefold:

Page 1/2: 196 mm W x 265 mm H

Page 3: 201 mm W x 265 mm H

This formula offers three advertising pages on the cover to the same advertiser.

#### Composition external gatefold:

Page 1 of the gate flap + backside of the 2nd gate flap, folded outwards

#### Net size of the pages for an external gatefold:

Page 1/2: 196 mm W x 265 mm H

Page 3: 201 mm W x 265 mm H

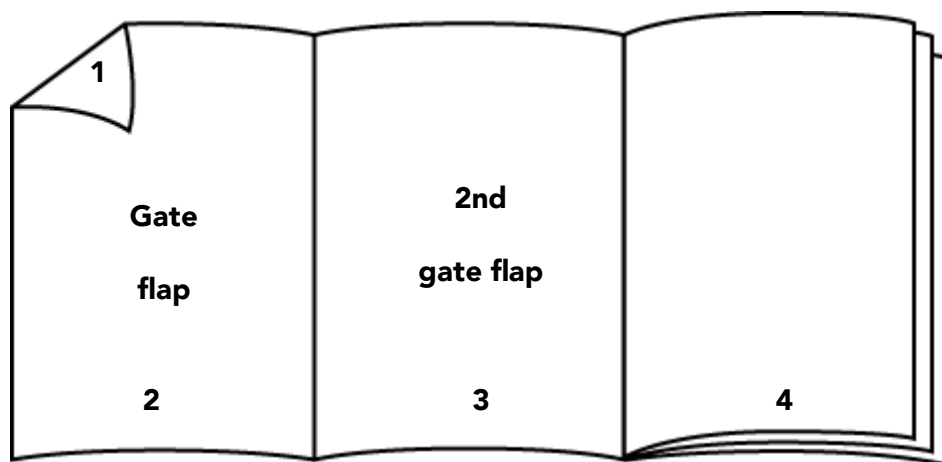
This formula offers two consecutive advertising pages on the cover to the same advertiser

## SUPERGATEFOLD

### THE FOLLOWING CONDITIONS APPLY TO ALL GATEFOLDS:

Reservations:	As early as possible and at least 9 weeks prior to publication. The dates will be determined by mutual agreement.
Price:	On request
Cancellations:	Cancellation of an assignment will not be accepted..
Submission of the material:	4 weeks prior to publication

### SUPERGATEFOLD



#### Composition supergatefold:

Consists of a GATEFOLD (2nd gate flap page + gate flap, folded inwards) and the first page of the body (= page 4).

#### Net sizes of the pages:

Page 1/2: 196 mm W x 265 mm H

Page 3: 201 mm W x 265 mm H

Page 4: 206 mm W x 265 mm H

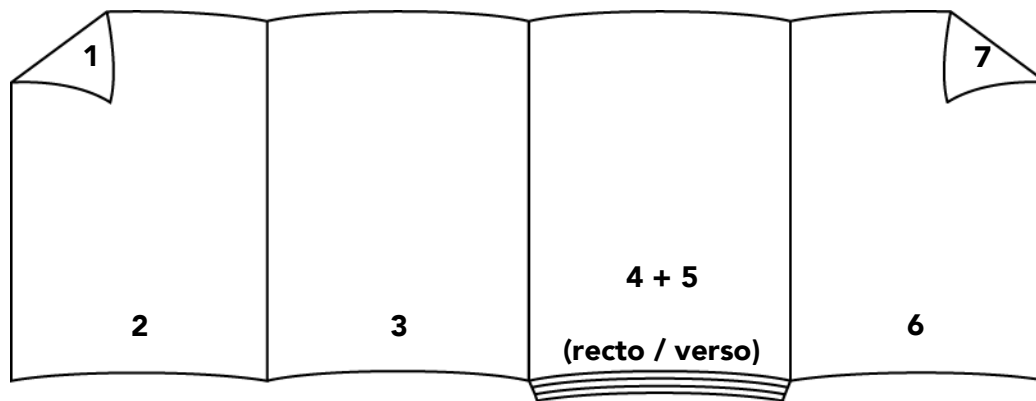
This formula provides four color pages on the cover for a single advertiser.

## DOUBLE GATEFOLD

### THE FOLLOWING CONDITIONS APPLY TO ALL GATEFOLDS:

Reservations:	As early as possible and at least 9 weeks prior to publication. The dates will be determined by mutual agreement.
Price:	On request
Cancellations:	Cancellation of an assignment will not be accepted..
Submission of the material:	4 weeks prior to publication

### DOUBLE GATEFOLD



### Composition double gatefold:

Gatefold (2nd flap page + a gate flap) followed by a 2nd Gatefold (pages. 4/5 + a gate flap).

### Net sizes of the pages:

Page 1/2: 196 mm W x 265 mm H

Page 3: 201 mm W x 265 mm H

Page 4/5: 201 mm W x 265 mm H

Page 6/7: 196 mm W x 265 mm H

This formula provides seven color pages on the cover for a single advertiser.

## INSERT - 2p tot 40p.

### POSSIBILITIES:

2 to 40 pages in the body of the magazine

**Remark:** for inserts of 6 pages: see technical data on the corresponding fiche

### TECHNICAL DATA:

Inserts with 4 or more pages must always be delivered folded.

Folded insert sizes:

° Minimum size without flap: 115 mm W x 148 mm H + 10 mm false trim at the top

Maximum size without flap: 196 mm W x 255 mm H + 10 mm false trim at the top

° Minimum size with flap: 105/115 mm W x 148 mm H + 10 mm false trim at the top

Maximum size with flap: 186/196 mm W x 255 mm H + 10 mm false trim at the top

Parts that must not be trimmed should be at least 8 mm inside the specified net sizes.

Samples must be glued on the inside pages of the insert.

### WEIGHT OF PAPER:

Min. insert 4 pages: 120 gram/m<sup>2</sup>

Max. insert 40 pages: 56 gram/m<sup>2</sup>

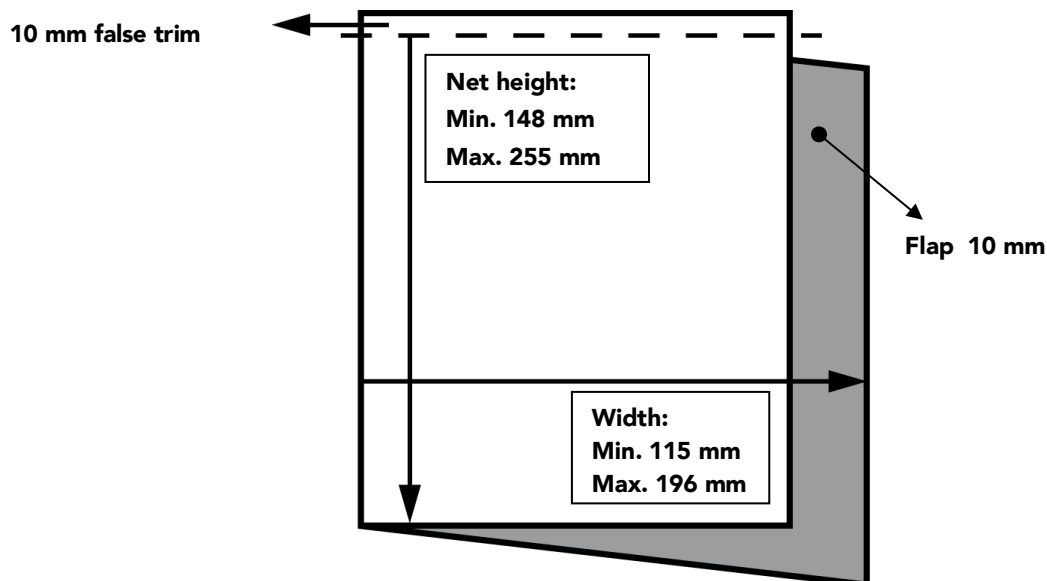
### GRAIN DIRECTION:

Parallel with the fold of the insert

### IMPORTANT FOR INSERTS OF 8 PAGES AND MORE

- Insert closed at the top without a flap of 10 mm or

- Insert open at the top but with a flap of 10 mm



### Delivery Address:

Roularta Media Group – to the attention of Griet Vanderyse

Meensesteenweg 300

BE – 8800 Roeselare

Please send approximately 10 dummies (or blank copies) to Roularta Media Group to the attention of Griet Vanderyse at last 5 weeks prior to issue date.

Without these dummies for approval Roularta Media Group declines all responsibility during processing.

**For delivery conditions: see**

<http://www.roularta.be/sites/default/files/public/roularta/TechnischeFiches/stackinginstructions.pdf>

### INSERT – 6p.

#### TECHNICAL DATA:

Inserts with 4 or more pages must always be delivered folded.

Folded insert sizes:

#### Page 1-2:

Minimum size: 115 mm W x 155 mm H + 10 mm false trim at the top

Maximum size: 196 mm W x 255 mm H + 10 mm false trim at the top

#### Page 3-6:

Minimum size: 105 mm W x 155 mm H + 10 mm false trim at the top

Maximum size: 186 mm W x 255 mm H + 10 mm false trim at the top

#### Page 4-5:

Minimum size: 100 mm W x 155 mm H + 10 mm false trim at the top

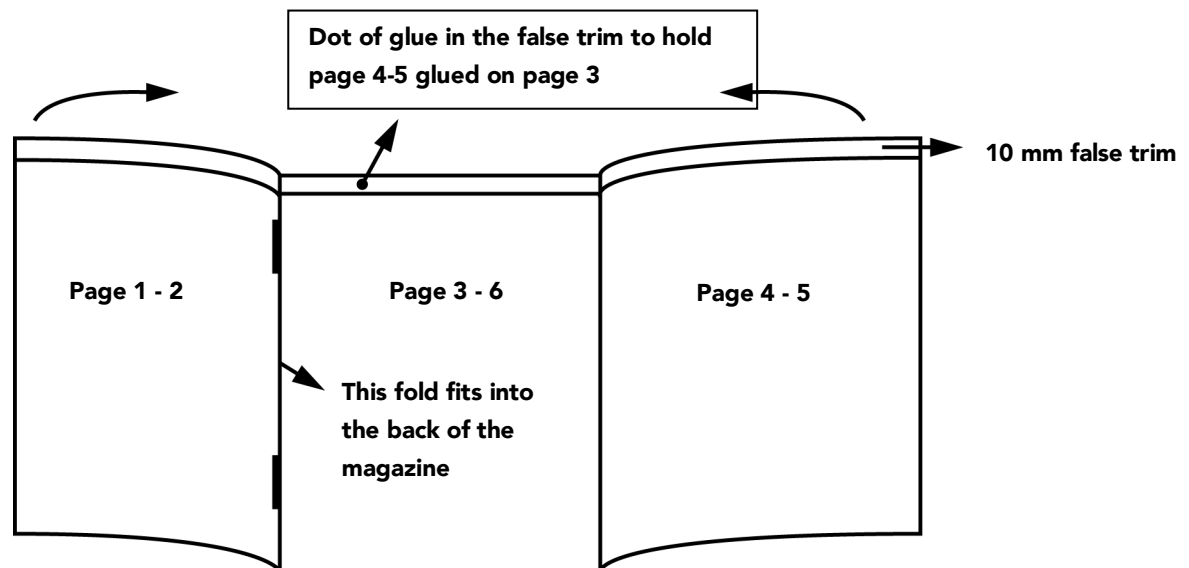
Maximum size: 181 mm W x 255 mm H + 10 mm false trim at the top

Remark! Pages 3-6 & 4-5 will come in the first part of the magazine, page 1-2 will come in the second part of the magazine.

A flap of 10mm must be foreseen between pages 1-2 and 3-6, meaning that page 1-2 has to be 10mm larger than page 3-6

Paperweight for in an insert of 6 pages: min. 80 gramme/m<sup>2</sup>

Parts that must not be trimmed should be at least 8 mm inside the specified net sizes.



#### Delivery Address:

Roularta Media Group – to the attention of Griet Vanderyse  
Meensesteenweg 300  
BE – 8800 Roeselare

Please send approximately 10 dummies (or blank copies) to Roularta Media Group to the attention of Griet Vanderyse at last 5 weeks prior to issue date.

Without these dummies for approval Roularta Media Group declines all responsibility during processing.

**For delivery conditions: see**

<http://www.roularta.be/sites/default/files/public/roularta/TechnischeFiches/stackinginstructions.pdf>

## LOOSE INSERT

### POSSIBILITIES:

2 to 48 pages

### TECHNICAL DATA:

Sizes of the folded and trimmed loose insert:

Minimum size: 105 mm W x 148 mm H

Maximum size: 176 mm W x 235 mm H

**The loose insert should always be delivered trimmed at 3 sides**

### WEIGHT OF PAPER:

For 2 pages minimum: 135 grammes/m<sup>2</sup>

For 48 pages maximum: 56 grammes/m<sup>2</sup>

### Delivery address when it concerns the whole edition:

Roularta Media Group – to the attention of Griet Vanderyse  
Meensesteenweg 300  
BE – 8800 Roeselare

### Delivery address for loose items only meant for subscribers:

Roularta Media Group – to the attention of Griet Vanderyse  
Meensesteenweg 300  
BE – 8800 Roeselare

Please send approximately 10 dummies (or blank copies) to Roularta Media Group to the attention of Griet Vanderyse at last 5 weeks prior to issue date.

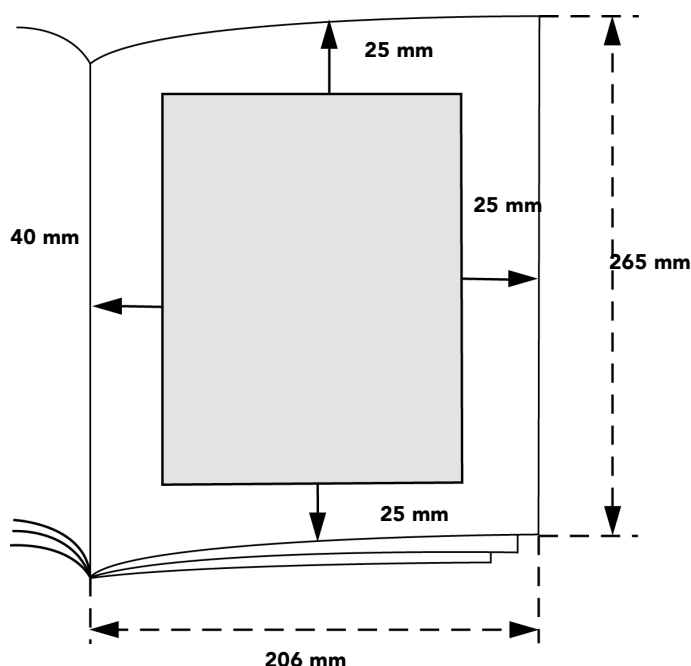
Without these dummies for approval Roularta Media Group declines all responsibility during processing.

**For delivery conditions: see**

<http://www.roularta.be/sites/default/files/public/roularta/TechnischeFiches/stackinginstructions.pdf>



## GLUEING PRINTED MATTERS



	<u>KAART</u>	<u>FOLDER</u>	<u>CREDIT CARD</u> (rating outside specs)
Minimum dimension:	60 mm W x 80 mm H	60 mm W x 80 mm H	55 mm W x 55 mm H
Maximum dimension:	155 mm W x 210 mm H	155 mm W x 190 mm H	80 mm W x 100 mm H
Minimum paper weight:	120 grs/m <sup>2</sup>	115 grs/m <sup>2</sup> for 4 pag.	200 grs/m <sup>2</sup>
Maximum paper weight:	200 grs/m <sup>2</sup>	60 grs/m <sup>2</sup> for 32 pag.	300 grs/m <sup>2</sup>
Maximum total weight 1 item:	25 gramme	25 gramme	25 gramme
Maximum thickness 1 item:	3 mm	3 mm	3 mm

**Filled envelope:** on demand

### **Positioning of the prints:**

Printed matter can be glued within the shaded area (see drawing above)

Positioning requires a tolerance of 10 mm from the standard specified location, both in height and in width.

There can only be glued on the first page of a section.

### **Delivery Address:**

Roularta Media Group – to the attention of Griet Vanderyse  
Meensesteenweg 300  
BE – 8800 Roeselare

Please send approximately 10 dummies (or blank copies) to Roularta Media Group to the attention of Griet Vanderyse at last 5 weeks prior to issue date.

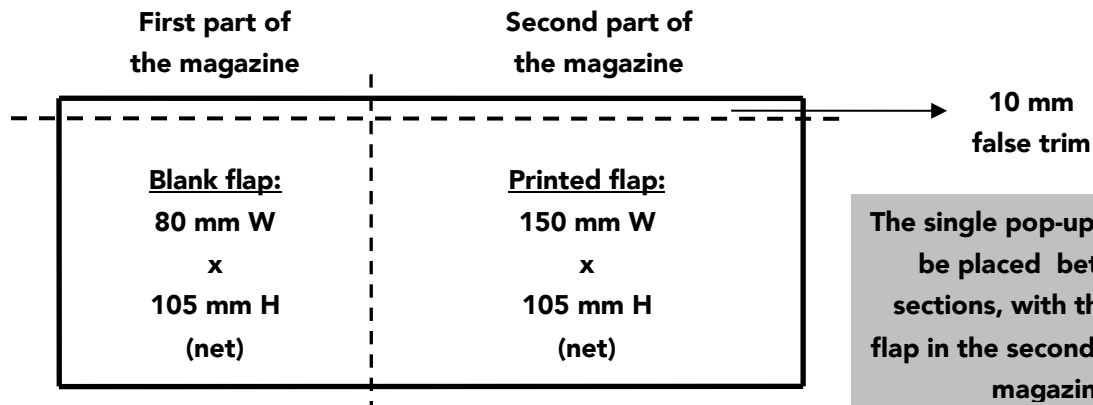
Without these dummies for approval Roularta Media Group declines all responsibility during processing.

**For delivery conditions: see**

<http://www.roularta.be/sites/default/files/public/roularta/TechnischeFiches/stackinginstructions.pdf>

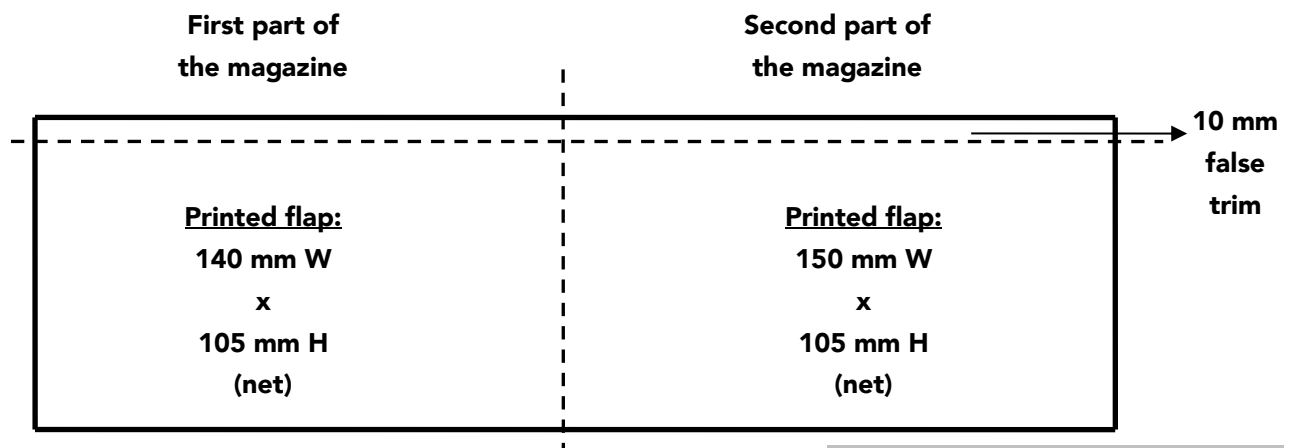
## POP-UP

### SINGLE POP-UP



The single pop-up will always be placed between 2 sections, with the printed flap in the second part of the magazine.

### DOUBLE POP-UP



The double pop-up will always be placed between 2 sections

#### TECHNICAL DATA (Pop-ups must be delivered folded!)

° <u>Single pop-up:</u>	Blank flap (left side)	80 mm B x 105 mm H (+ 10 mm false trim at the top)
	Printed flap (right side)	150 mm B x 105 mm H (+ 10 mm false trim at the top)
° <u>Double pop-up:</u>	Left flap	140 mm B x 105 mm H (+ 10 mm false trim at the top)
	Right flap	150 mm B x 105 mm H (+ 10 mm false trim at the top)
° <u>Paper weight:</u>		
Minimum:	135 gram/m <sup>2</sup>	° <u>Grain direction:</u>
Maximum:	250 gram/m <sup>2</sup>	Parallel with the fold of the pop-up

#### Delivery Address:

Roularta Media Group – to the attention of Griet Vanderyse  
Meensesteenweg 300  
BE – 8800 Roeselare

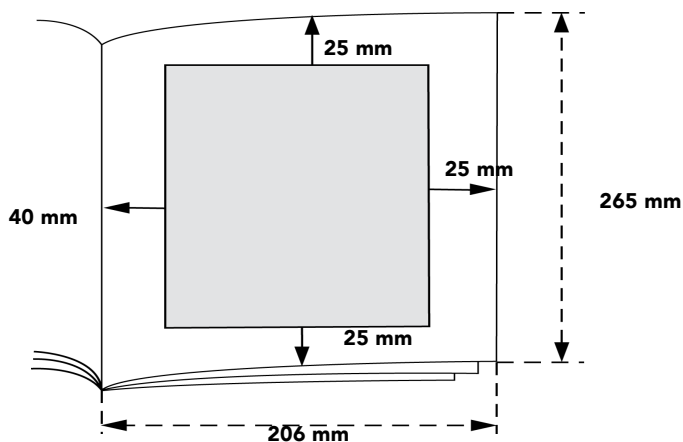
Please send approximately 10 dummies (or blank copies) to Roularta Media Group to the attention of Griet Vanderyse at last 5 weeks prior to issue date.

Without these dummies for approval Roularta Media Group declines all responsibility during processing.

**For delivery conditions: see**

<http://www.roularta.be/sites/default/files/public/roularta/TechnischeFiches/stackinginstructions.pdf>

### GLUEING SACHETS



#### Seizes and weight:

Minimum dimension: 65 mm B x 75 mm H

Maximum weight: 25 gram

Maximum dimension: 100 mm B x 150 mm H

Content / cm<sup>2</sup>: 0,15 ml

Maximum thickness: 3 mm

#### Positioning:

Sachets can be glued within the shaded area (see drawing above)

Positioning requires a tolerance of 10 mm from the standard specified location, both in height and in width. There can only be glued on the first page of a section.

Comment concerning the positioning of a flatspray:

When multiple flatsprays are present in one edition, the flatsprays will be repositioned accordingly to avoid local thickening of the magazine.

#### Further specifications:

The sealed edges of the sachet must be 5 mm wide and must be able to resist a pressure of approx 2000 kg.

The sachet must be as flat as possible, especially the sealed edges i.e. the content of the sachet must be equally divided on the total surface.

The sachet must be flexibel and resist the temperature of 100°C (Hotmelt).

#### Packaging:

The sachets must be delivered upright in boxes with approximately 500 sachets.

All sachets should be placed in the boxes in the same direction. The different rows must be divided with a divider that is 10 mm higher than the sachets (to provide the sealed edges to be deformed).

Please use well manageable boxes, also at least 10 mm higher than the sachets.

#### Delivery Address:

Roularta Media Group – to the attention of Griet Vanderyse

Meensesteenweg 300

BE – 8800 Roeselare

Please send approximately 10 dummies (or blank copies) to Roularta Media Group to the attention of Griet Vanderyse at last 5 weeks prior to issue date.

Without these dummies for approval Roularta Media Group declines all responsibility during processing.

**For delivery conditions: see**

<http://www.roularta.be/sites/default/files/public/roularta/TechnischeFiches/stackinginstructions.pdf>

## SECOND CENTRAL INSERT

### TECHNICAL DATA:

- the insert must be closed at the top (when more than 4 pages)
- with an insert that is closed at the top it is important that when perforations at the head are needed, that these perforations are not too sharp so that they do not open up during processing
- the insert must be delivered without a flap of 10 mm
- the insert will standard be bound in the first half of the magazine
- an insert from 4 till 22 pages can be delivered saddle stitched or glued in the spine
- an insert with more than 23 pages must always be delivered saddle stitched
- perforation lines must be at least 10 mm away from the central fold

### SIZES closed at the top without a flap:

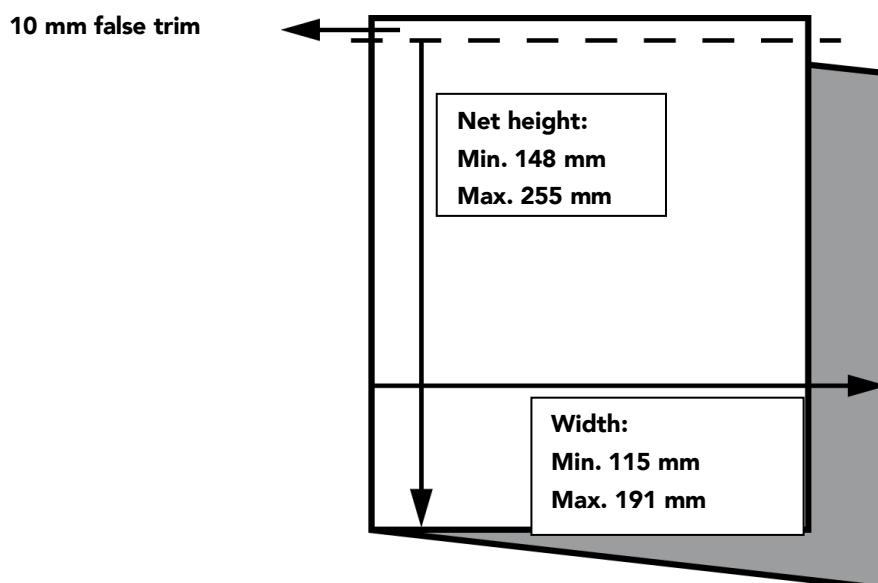
Min. size: 115 mm W x 148 mm H + 10 mm false trim at the top

Max. size: 191 mm W x 255 mm H + 10 mm false trim at the top

### PAPER WEIGHT:

Minimum 120 grammes for 4 pag.

Maximum 56 grammes for 48 pag.



### Delivery Address:

Roularta Media Group – to the attention of Griet Vanderyse  
Meensesteenweg 300  
BE – 8800 Roeselare

Please send approximately 10 dummies (or blank copies) to Roularta Media Group to the attention of Griet Vanderyse at last 5 weeks prior to issue date.

Without these dummies for approval Roularta Media Group declines all responsibility during processing.

**For delivery conditions: see**

<http://www.roularta.be/sites/default/files/public/roularta/TechnischeFiches/stackinginstructions.pdf>

**INSERTS, SACHETS/SAMPLES OR OTHER TO BE  
PROCESSED LOOSE AND ONLY FOR THE PART  
'SUBSCRIBERS'**

All loose items that are meant to be processed with the subscribers of our magazines, must be delivered to the following address:

**Roularta Media Group – to the attention of Griet Vanderyse  
Meensesteenweg 300  
BE – 8800 Roeselare**

**Standard technical specifications and delivery conditions apply.**

**Please send approximately 10 dummies (or blank copies) to Roularta Media Group to the attention of Griet Vanderyse at last 5 weeks prior to issue date.**

**Without these dummies for approval Roularta Media Group declines all responsibility during processing.**

**For delivery conditions: see**

**<http://www.roularta.be/sites/default/files/public/roularta/TechnischeFiches/stackinginstructions.pdf>**