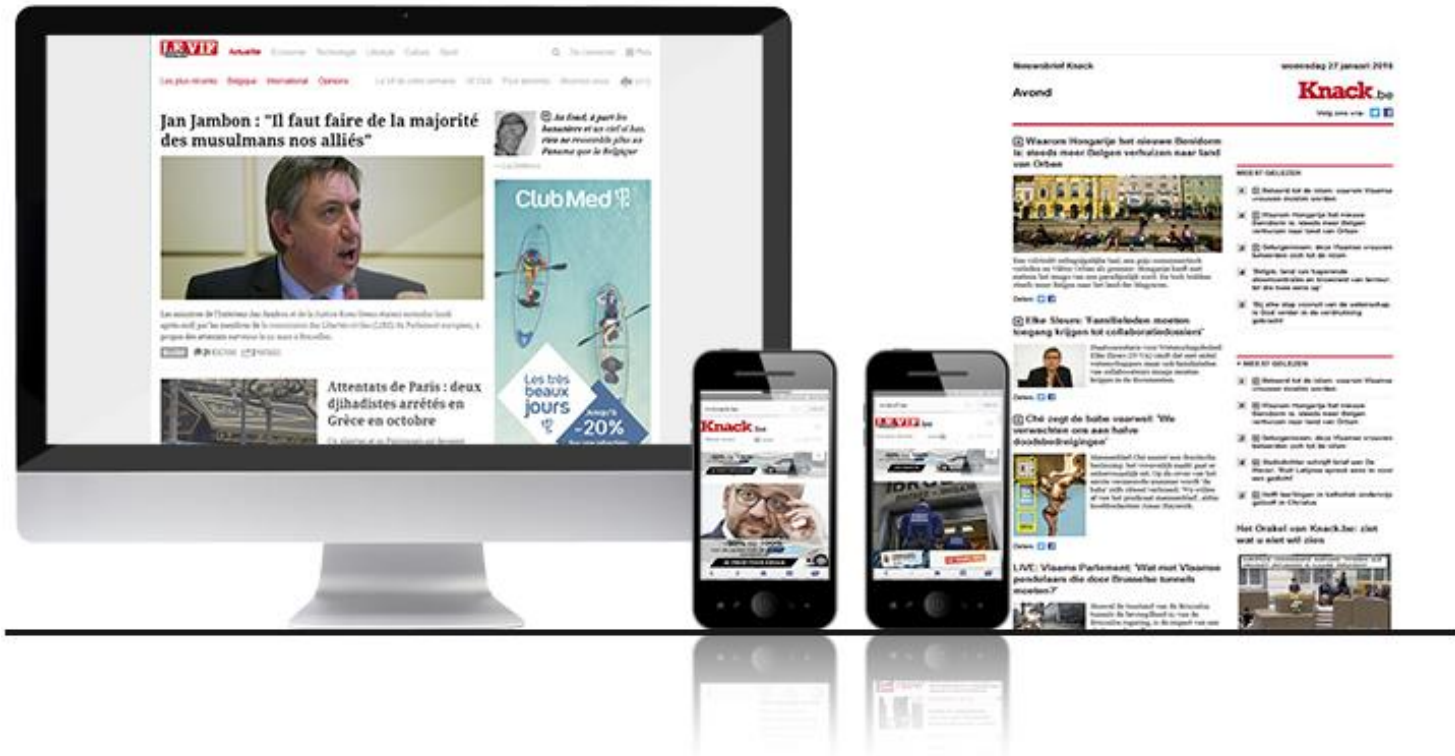








NEWS





				
Real Users	997.439	502.957	144.518	579.880
Visits	3.845.998	1.675.279	465.598	1.705.121
Page Views	7.062.519	3.721.666	866.658	2.474.195



KNACK.BE/LEVIF.BE NEWS PROFILE ALL DEVICES



FACTS & FIGURES












	33,2% <i>18-44</i>	61,3% <i>Men</i>	
	58,9% <i>Active</i>	60,0% <i>Higher educated</i>	
	42,8% <i>Social groups 1-2</i>	70,3% <i>Social groups 1-4</i>	
	59,5% <i>Dutch-speaking</i>	13,1% <i>Executive</i>	



KNACK.BE/LEVIF.BE NEWS PROFILE PER DEVICE



FACTS & FIGURES

				
	18-44	33,2%	29,2%	34,6%
	Active	56,8%	58,7%	62,5%
	SG1-2	45,2%	34,4%	41,7%
	Dutch	57,1%	61,3%	63,0%
	Men	58,6%	54,5%	68,5%
	Higher educated	65,5%	55,3%	52,2%
	SG 1-4	71,1%	70,7%	68,8%
	Executive	12,3%	16,7%	13,0%